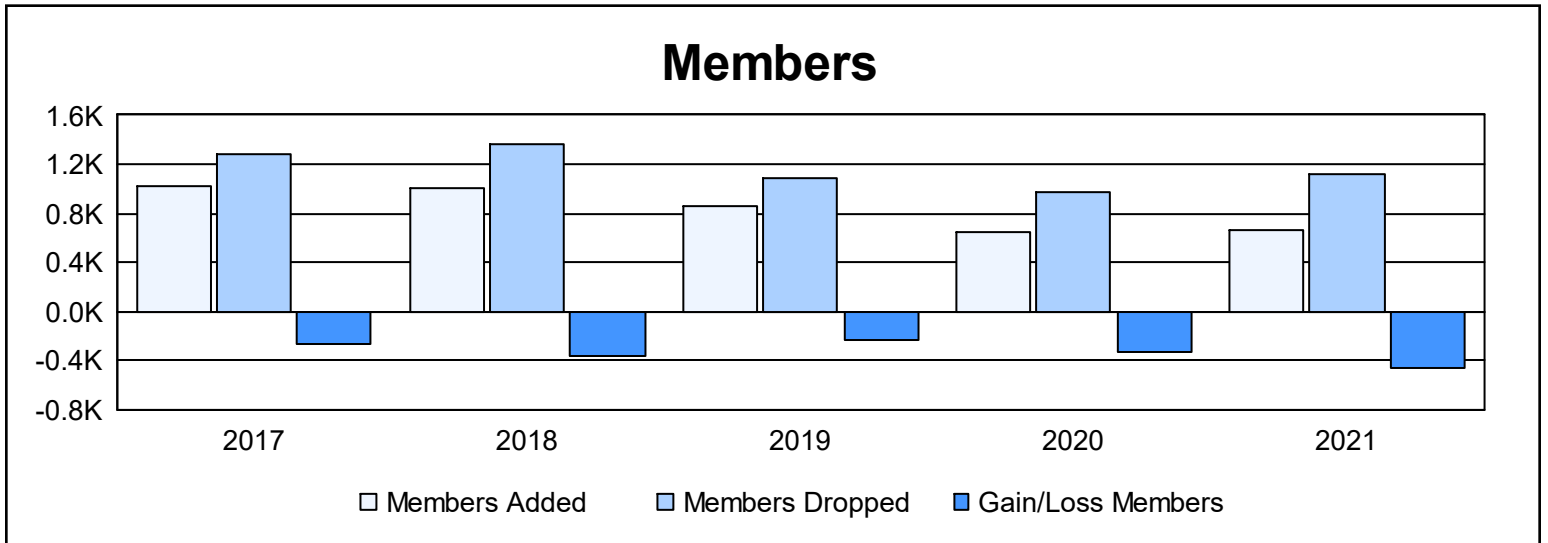
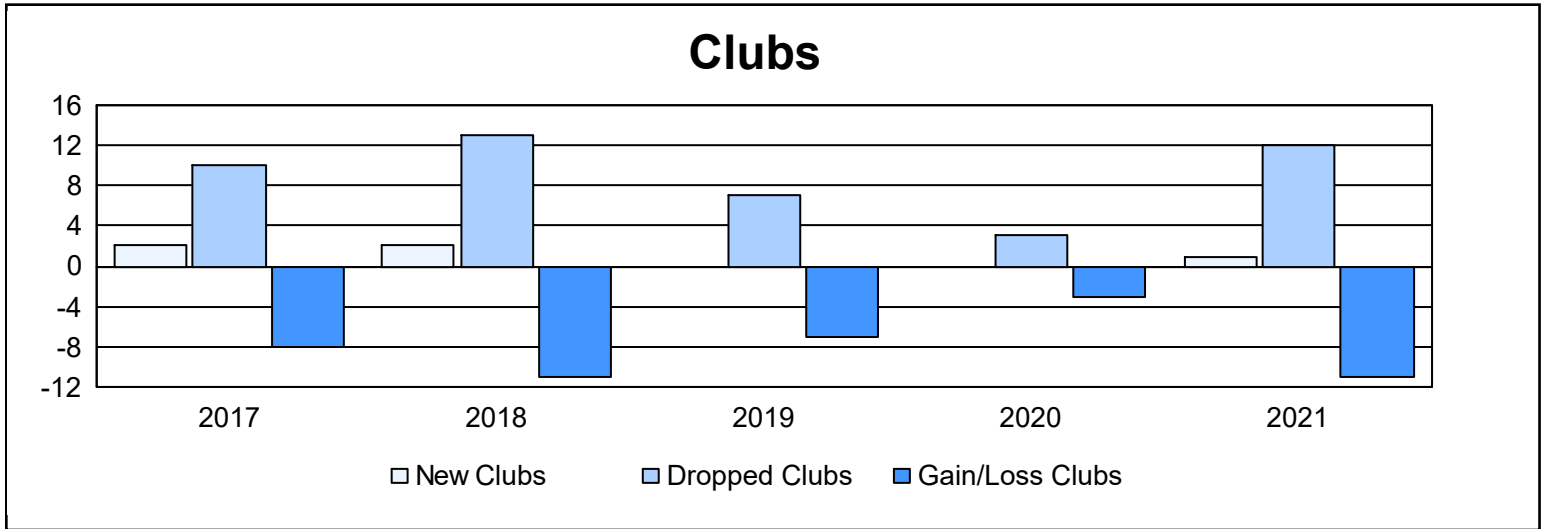
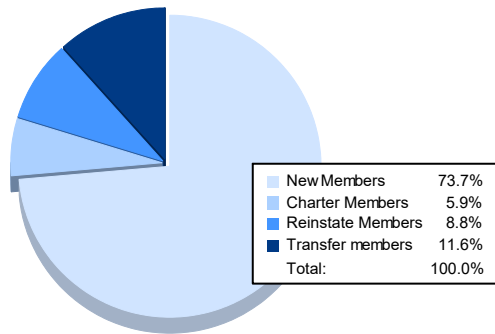


Year	New Clubs	Dropped Clubs	Gain/ Loss Clubs	New Members	Charter Members	Reinstate Members	Transfer Members	Total Member Added	Total Members Dropped	Gain/ Loss Members
2016-2017	2	10	-8	881	70	39	26	1,016	1,275	-259
2017-2018	2	13	-11	848	53	52	51	1,004	1,371	-367
2018-2019	0	7	-7	753	6	50	49	858	1,084	-226
2019-2020	0	3	-3	550	13	50	33	646	977	-331
2020-2021	1	12	-11	484	39	58	76	657	1,125	-468
<b>Average</b>	<b>1</b>	<b>9</b>	<b>-8</b>	<b>703</b>	<b>36</b>	<b>50</b>	<b>47</b>	<b>836</b>	<b>1,166</b>	<b>-330</b>



### Membership Composition June 2021 Cumulative



### Gender Composition June 2021 Cumulative

